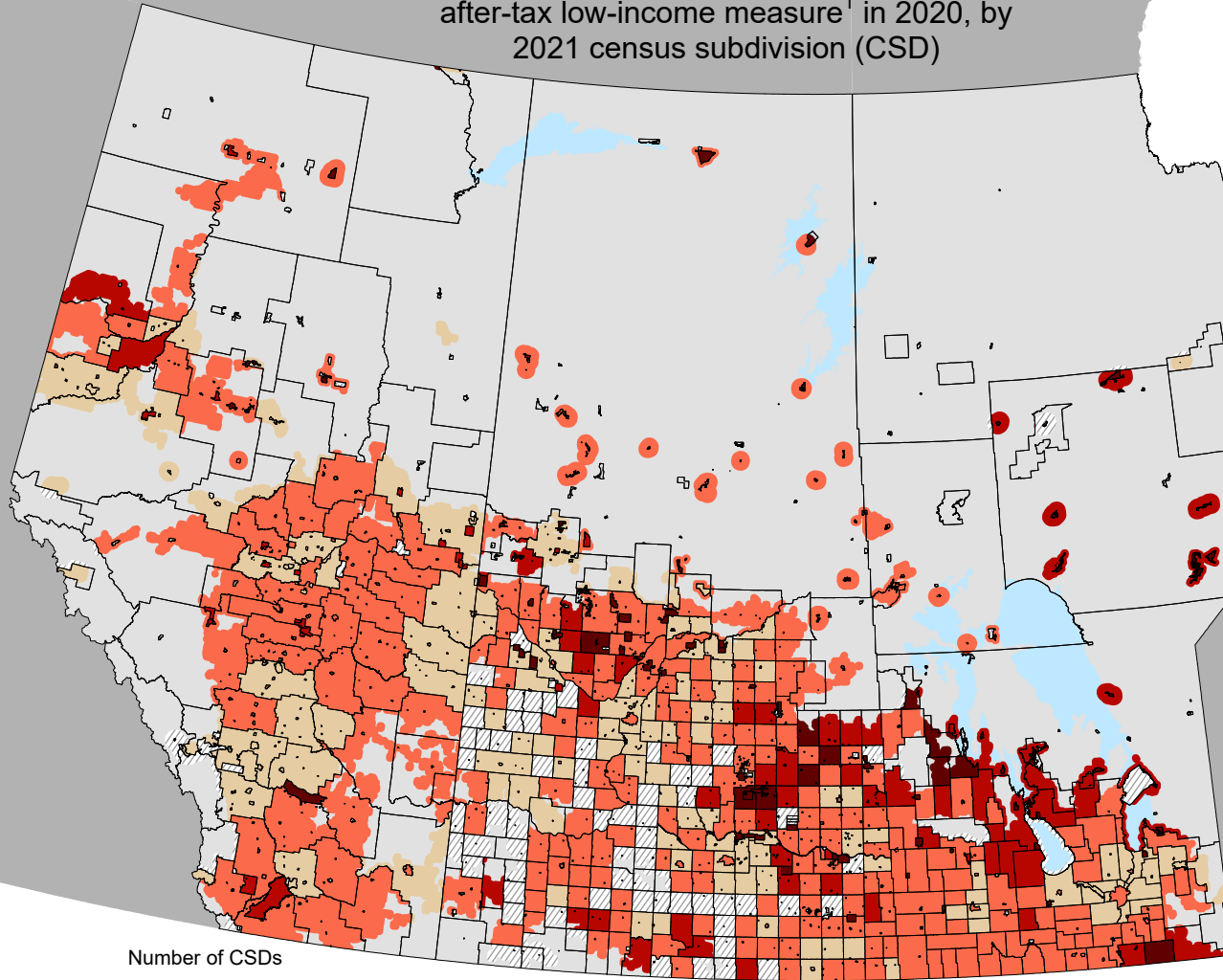








Prairies Region

Percentage of the population below the after-tax low-income measure¹ in 2020, by 2021 census subdivision (CSD)



Number of CSDs	
	≥ 30.0% 130
	20.0% to < 30.0% 116
	10.0% to < 20.0% 499
	< 10.0% 266
	Not available 602
	Sparsely populated (outside population ecumene)

National rate
11.1%

1. For a one-person household, the after-tax low-income measure (LIM-AT) is \$26,503. For larger households, this amount is adjusted upward by multiplying it by the square root of household size.

