







Kelowna CMA

Population change from 2016 to 2021,
by census tract (CT)

Percentage change		Number of CTs
	≥ 10.0%	30
	5.0% to < 10.0%	9
	0.0% to < 5.0%	8
	< 0.0%	5
	Not available	0
	Census subdivision	

